

Outstanding Outdoor Performances with luxurious features



VICTORY *XL 130*




The Victory XL 130 features a powerful drivetrain and large 13" wheels to handle rugged outdoor terrain. Luxury touches like a wraparound delta tiller, low-profile nonmarking tyres and an LED light blend seamlessly give the Victory XL 130 a sleek, sporty style.

PRIDE[®]
MOBILITY
LIVE YOUR BEST[®]



Specifications

SC713

Weight capacity	158,8 kg
Maximum speed ¹	Up to 16 km/h
Ground clearance ²	90 mm
Turning radius ²	1695 mm
Length ²	1353 mm
Width ²	641 mm
Tires	13" pneumatic (Front and rear)
Suspension	Front and rear
Range per charge ^{1,4}	38 km
Total weight without batteries ⁶	78,5 kg
Standard seating	Type: High Back Weight: 20.75 kg Material: Black Vinyl Width: 450 mm Depth: 450 mm
Drive system	Rear-wheel drive, sealed transaxle, 24-volt DC motor
Dual braking system	Regenerative and electromechanical
Battery requirements ³	Type: Two 12-volt, sealed lead-acid, non-spillable deep-cycle Size: 75 Ah
Battery charger	8 amp, off-board
Colors	 Candy Apple Red  Black  Mercury Silver

- Varies with user weight, terrain type, battery amp-hour (AH), battery charge, battery condition and tire condition. These specifications can be subject to a variance of (+/- 10%).
- Tested in accordance with ANSI/RESNA, WC Vol2, section 4 & ISO 7176-4 standards. Results derived from theoretical calculations based on battery specifications and drive system performance. Test conducted at maximum weight capacity.
- Due to manufacturing tolerances and continual product improvement, this specification can be subject to a variance of + or - 3%.
- AGM or gel cell type required.
- Battery weight may vary based on manufacturer.
- Incl. standard seat

NOTE: All specifications subject to change without notice.

Features

- Large 13" pneumatic tires for excellent outdoor performance
- Full lighting package including directional signals and angle-adjustable LED headlight
- Delta tiller with wraparound handles
- Front basket standard
- Easily accessible tie down points (for transport of unoccupied scooter)
- Rearview mirror standard

Accessories

- Rear basket
- Dubbel crutch holder
- Additional rearview mirror
- Oxygen tank holder

The information contained herein is correct at the time of publication; we reserve the right to alter specifications without prior notice. Speed and range vary with user weight, terrain type, battery charge, battery condition and tire pressure. Due to manufacturing tolerances and continual product improvement, length, width, turning radius and ground clearance can be subject to variance of + or - 3 %. Dimensions listed are for scooter only. Overall measurements will vary based on seating and accessory selections.

Theoretical range is calculated under test conditions in accordance with European standards. Actual range in normal use will depend on many factors, including the condition of the vehicle and its batteries, the weight of the driver, correct tire pressure, ambient temperature, and the gradient and surface of the road or pavement.