

Elevate your life to the next level













Jazzy air₂

At the touch of a switch, the Jazzy Air 2 elevates 300 mm in just 11 seconds. With a sleek, more modern look, this power chair safely drives at speeds up to 6,4 km/h while elevated, allowing users to enjoy face-to-face social engagement. With Mid-Wheel 6 Drive and Active-Trac Suspension, the Jazzy Air 2 offers enhanced performance and stability both indoors and out.

PRIDE[®]
MOBILITY
LIVE YOUR BEST[®]



Specifications

Weight capacity	113 kg
Max. speed ¹	Up to 6,4 km/h <i>elevated and non-elevated position</i>
Ground clearance ¹	25 mm
Turning radius ¹	527 mm
Length ¹	1065 mm
Width ¹	589 mm
Drive wheels	10" solid
Caster wheels	6" solid
Suspension	Active-Trac® with Mid-Wheel 6 Technology
Range ^{1, 3}	Up to 27 km
Base weight ⁷	104 kg
Drive	Two motors, Mid-wheel-6 drive
Brakes	Intelligent Braking (electronic regenerative, disc park brakes)
Batteries ²	Quantity: 2 Type: Sealed lead-acid, deep cycle Size: U1 (31, 32, 36 or 40 Ah)
Charger	3,5 Amp, off-board
Colors	 Citrine Yellow  Sapphire Blue  Pink Topaz  Onyx Black  Ruby Red  Pearl White  Silver Bullet
Matte colors	 Black Pearl  Tanzanite  Garnet Red

Features

- High-back or solid seat pan, reclining sport seat. Seat features 50 mm of depth adjustment. Choice of 400 x 400 - 450 mm, 450 x 450 - 500 mm or 500 x 500 - 560 mm
- Angle, height and depth adjustable armrests
- Angle height adjustable headrest
- Newly re-designed lift features a lower seat-to-floor height, enabling user to sit comfortably at standard table or desk, raises and lowers by using the Air switch or VR2 joystick
- Integrated foot platform with rubber insert and 508 mm of adjustment for comfort in both the elevated and non-elevated positions
- Single-sided caster forks for enhanced maneuverability
- Under seat front storage compartment keeps your valuables accessible

1. Varies with base model, user weight, terrain type, battery amp hour rating (Ah), battery charge, battery condition, motors, controller type, tire type, and tire condition. This specification is subject to a variance of +10%, -5%. Due to manufacturing tolerances and continued product improvement, this specification can be subject to a variance of (+ or -) 3%.
 2. AGM or Gel-Cell type required.
 3. Tested in accordance with ANSI/RESNA, WC Vol. 2, Section 4 & ISO 7176-4 standards. Results derived from theoretical calculations based on battery specifications and drive system performance. Test conducted at maximum weight capacity.
 4. Battery weight may vary based on manufacturer.
 5. Dimensions listed are for power base only. Overall measurements will vary based on seating and accessory selections.
 6. Weight includes base, seat, excluding batteries.
- NOTE: All specifications subject to change without notice. The information contained herein is correct at the time of publication; we reserve the right to alter specifications without prior notice. Speed and range vary with user weight, terrain type, battery charge, battery condition and tire pressure. Due to manufacturing tolerances and continual product improvement, length, width, turning radius and ground clearance can be subject to variance of + or - 3%. Dimensions listed are for power base only. Overall measurements will vary based on seating and accessory selections.