

PRIDE®

MOBILITY

LIVE YOUR BEST®



PRIDE®

MOBILITY
LIVE YOUR BEST®

Pride Mobility Products is a world leader in the design, development and manufacture of mobility products - powerchairs, scooters and lift chairs - for people with disabilities and mobility impairments. With flagship product ranges such as the Jazzy Range, the Go Go range and our innovative Zero Turn technology – Pride Mobility are committed to helping improving people's livethrough quality, innovative products.



MOBILITY SCOOTER RANGE

Go Go Ultra X	06
Go Go Elite Traveller	07
Go Go Elite Traveller Plus	08
Go Go Elite Traveller LX	09
Go Go Elite Traveller Sport	10
Revo 2.0	11
Zero Turn 8	12
Quest	13
Apex Alumalite	14

FULL SIZE SCOOTER RANGE

Zero Turn 10	18
Victory Luna	19
Victory Sport	20
Victory 10 DX	21
Victory 10 DX 2.0	22
Zolar	23
Victory XL 130	24
Victory XL 140	25
Victory XL 140S	26
Ranger	27

POWER CHAIR RANGE

Jazzy Air 2.0	29
Go Chair	30
i-Go	31
i-Go+	32
i-Go Fold	33
i-Go Lite	34

SEATING

36

ACCESSORIES

37

LIFT CHAIRS by PRIDE

38

SPECIFICATIONS

Travel scooters	40
Full size scooters	41
Power chairs	42

SERVICE AND SUPPORT

43

MOBILITY SCOOTER
RANGE 2021



GOGO[®] ULTRAX

The Go Go[®] Ultra X is loaded with features such as one-hand disassembly and a convenient drop-in battery box for worry-free travel. With a 118 kg weight capacity, a maximum speed up to 6,4 km/h and a per-charge range up to 18,4 km, the Go Go[®] Ultra X is an exceptional choice.



GOGO[®] ELITE TRAVELLER[®]

The compact design of the Go Go Elite Traveller[®] allows you to easily manoeuvre in tight spaces while providing stable outdoor performance. With a 136 kg weight capacity, a charger port in the tiller, one-hand feather-touch disassembly and maximum speed up to 6,4 km/h, it's easy to go where you want to go!



SPECIFICATIONS

WEIGHT CAPACITY	118 kg
MAXIMUM SPEED ¹	Up to 6,4 km/h
TURNING RADIUS	3W: 838 mm 4W: 1120 mm
OVERALL LENGTH ²	3W: 940 mm 4W: 1003 mm
OVERALL WIDTH ²	495 mm
FRONT TIRES	3W: 8" solid 4W: 7" solid
REAR TIRES	8" solid
WEIGHT WITHOUT BATTERIES	3W: 34,5 kg 4W: 36,3 kg
BATTERIES REQUIRED ³	Quantity: 2 Type: Sealed lead-acid, deep cycle Size: 12, 18 or 22 Ah

SPECIFICATIONS

WEIGHT CAPACITY	136 kg
MAXIMUM SPEED ¹	Up to 6,4 km/h
TURNING RADIUS	1283 mm
OVERALL LENGTH ²	1092 mm
OVERALL WIDTH ²	540 mm
FRONT TIRES	9" solid
REAR TIRES	9" solid
TOTAL WEIGHT WITHOUT BATTERIES	44 kg
BATTERIES REQUIRED ³	Quantity: 2 Type: Sealed lead-acid, deep cycle Size: 12, 18 or 22 Ah



GO GO

ELITE TRAVELLER® PLUS

The Go Go Elite Traveller® Plus offers style and performance for your on-the-go lifestyle. Standard features include a delta tiller with wraparound handles, feather-touch disassembly, black, non-scuffing tires, a front basket and a 12, 18 or 22 Ah battery pack. The 147 kg weight capacity and a maximum speed up to 6,4 km/h complement the versatility of the Go Go Elite Traveller® Plus.



GO GO

LX WITH CTS SUSPENSION

The Go Go® LX with Comfort-Trac Suspension (CTS) offers a whole new level of comfort and performance. The CTS technology incorporates advanced suspension for improved absorption over various terrains. The Go Go® LX offers a 136 kg weight capacity, a per charge range up to 16,9 km and a maximum speed of 7 km/h. Standard features include feather-touch disassembly, black, non-scuffing tires, LED headlight and a front basket.




SPECIFICATIONS

WEIGHT CAPACITY	147 kg
MAXIMUM SPEED ¹	Up to 6,4 km/h
TURNING RADIUS	3W: 876 mm 4W: 1162 mm
OVERALL LENGTH ²	3W: 1016 mm 4W: 1023 mm
OVERALL WIDTH ²	540 mm
FRONT TIRES	8" solid
REAR TIRES	8" solid
TOTAL WEIGHT WITHOUT BATTERIES	3W: 39,2 kg 4W: 44 kg
BATTERIES REQUIRED ³	Quantity: 2 Type: Sealed lead-acid, deep cycle Size: 12, 18 or 22 Ah

SPECIFICATIONS

WEIGHT CAPACITY	136 kg
MAXIMUM SPEED ¹	Up to 7 km/h
TURNING RADIUS	3W: 838 mm 4W: 1136 mm
OVERALL LENGTH ²	3W: 1009 mm 4W: 1041 mm
OVERALL WIDTH ²	520 mm
FRONT TIRES	3W: 8" solid 4W: 7" solid
REAR TIRES	8" solid
TOTAL WEIGHT WITHOUT BATTERIES	3W: 38,5 kg 4W: 41 kg
BATTERIES REQUIRED ³	Quantity: 2 Type: Sealed lead-acid, deep cycle Size: 12, 18 or 22 Ah



GO GO

ELITE TRAVELLER^{SPORT}

Experience unique 4-wheel mobility. From the endless excitement of freedom and independence, to exceptional portability, imagine your life without limits! Being able to keep up with your active lifestyle and living your best means everything to you, and with the Go Go Elite Traveller[®] Sport, you can enjoy the versatility of driving a compact mobility scooter that fits your every need. It features ample storage, simple navigation, and is so easy to transfer from your home, into your car, then to your destination.



Red

Blue



SPECIFICATIONS

WEIGHT CAPACITY	147 kg
MAXIMUM SPEED ¹	Up to 6,4 km/h
TURNING RADIUS	1283 mm
OVERALL LENGTH ²	1092 mm
OVERALL WIDTH ²	540 mm
TIRES	9" solid
TOTAL WEIGHT WITHOUT BATTERIES	44 kg
BATTERIES REQUIRED ³	Quantity: 2 Type: Sealed lead-acid, deep cycle Size: 18 or 22 Ah



REVO^{2.0}

The new generation Revo[®] 2.0 scooter is rugged and dependable, packed with features such as Comfort-Trac Suspension (CTS) providing a smooth and comfortable ride; under seat storage that is just the right size for your keys and smart phone; a front basket for small grocery or pharmacy items; and a 181 kg weight capacity and speeds up to 8,4 km/h. The Revo 2.0 mobility scooter is robust and portable! A super lightweight, five-piece breakdown ensures easy and convenient transportation and unit storage.

SPECIFICATIONS

WEIGHT CAPACITY	181 kg
MAXIMUM SPEED ¹	Up to 8,4 km/h
TURNING RADIUS	1323 mm
OVERALL LENGTH ²	1194 mm
OVERALL WIDTH ²	525 mm
FRONT TIRES	9" solid or pneumatic
REAR TIRES	9" solid or pneumatic
TOTAL WEIGHT WITHOUT BATTERIES	59,75 kg
BATTERIES REQUIRED ³	Quantity: 2 Type: Sealed lead-acid, deep cycle Size: U1 (31, 32 or 36 Ah)



Grey Street

True Blue

ZERO TURN 8

Need a power scooter for indoor and outdoor use, that is compact enough to fit through tight hallways and doors and has a tight turning radius? Well, look no further than the Zero Turn 8! It has a three-wheel turning radius with four-wheel stability, all in one sleek design. This state-of-the-art power scooter operates like an indoor power scooter with outdoor power capabilities. The Zero Turn 8 is a four-wheel power scooter with iTurn Technology™. It gives your power scooter the capability to pivot around the rear wheels, enabling for turn-on-a-dime action! Easily turn in tight areas like an elevator or a small room in your home.



Fire Opal

Green Moonstone

Black Onyx

Pearl White

Pewter

Sapphire Blue



SPECIFICATIONS

WEIGHT CAPACITY	147 kg
MAXIMUM SPEED ¹	Up to 6,4 km/h
TURNING RADIUS	948 mm
OVERALL LENGTH ²	1162 mm
OVERALL WIDTH ²	525 mm
FRONT TIRES	7" solid
REAR TIRES	9" solid
TOTAL WEIGHT WITHOUT BATTERIES	54 kg
BATTERIES ³	Quantity: 2 Type: Sealed lead-acid, deep cycle Size: 18 or 22 Ah

QUEST

Traveling the world or just strolling down the street has never been easier until now with the Quest folding scooter. It's all about comfort, ease, portability and stability. This four-wheel portable electric mobility scooter features a unique fold-down design, making it simple to take with you wherever you go. Whether you are traveling near or far, by boat or train, car or plane, the Quest is for all of your travel needs. The sleek design allows you to easily fold it down in three easy steps to fit into the trunk of any vehicle so that you can be on your way to where you need to go, quickly.



SPECIFICATIONS

WEIGHT CAPACITY	115 kg
MAXIMUM SPEED ¹	Up to 6,4 km/h
TURNING RADIUS	820 mm
OVERALL LENGTH ²	930 mm
OVERALL WIDTH ²	485 mm
FRONT TIRES	7" solid
REAR TIRES	8" solid
TOTAL WEIGHT WITHOUT BATTERIES	22 kg
BATTERIES REQUIRED ³	Quantity: 1 + 1 spare Type: Lithium

White





Experience the convenience of a lightweight, compact travel scooter. Easy to put into the trunk, with its heaviest part weighing only 11 kg. The Apex AlumaLite, with its aluminum frame, weighs only 28,8 kg in total, making it our lightest four-wheeled scooter yet!



- Red
- Blue
- Black



SPECIFICATIONS

WEIGHT CAPACITY	120 kg
MAXIMUM SPEED ¹	Up to 6,5 km/h
TURNING RADIUS	1385 mm
OVERALL LENGTH ²	1022 mm
OVERALL WIDTH ²	490 mm
FRONT TIRES	8" solid
REAR TIRES	8" solid
TOTAL WEIGHT WITHOUT BATTERIES	28,8 kg
BATTERIES REQUIRED ³	Quantity: 1 Type: Lithium



LARGE SCOOTER
RANGE 2021



ZERO TURN 10

The Zero Turn 10 is the perfect combination of advanced performance and maneuverability. Powerful dual motors and two-wheel drive offers aggressive traction, easily tackling rugged terrain on trails, while gliding over smooth surfaces with ease. Quickly transition from the great outdoors to maneuvering indoors seamlessly. Move throughout hallways, narrow doorways, up ramps and even fit in elevators!



Candy Apple Red

Pearl White

Ocean Blue



SPECIFICATIONS

WEIGHT CAPACITY	181 kg
MAXIMUM SPEED ¹	Up to 10 km/h
TURNING RADIUS	1092 mm
OVERALL LENGTH ²	1219 mm
OVERALL WIDTH ²	613 mm
FRONT TIRES	9" solid
REAR TIRES	10,75" solid
TOTAL WEIGHT WITHOUT BATTERIES	82,5 kg
BATTERIES REQUIRED ³	Quantity: 2 Type: Sealed lead-acid, deep cycle Size: 40 or 50 Ah



The Victory® Luna 3-wheel scooter gives a powerful performance for both in- and outdoor usage. Luxurious styling and comfort features like a foam delta tiller and non-marking tires make the Victory® Luna an all in-one-package.

SPECIFICATIONS

WEIGHT CAPACITY	159 kg
MAXIMUM SPEED ¹	Up to 15 km/h
TURNING RADIUS	1257 mm
OVERALL LENGTH ²	1403 mm
OVERALL WIDTH ²	686 mm
FRONT TIRES	13" pneumatic
REAR TIRES	13" pneumatic
TOTAL WEIGHT WITHOUT BATTERIES	88 kg
BATTERIES REQUIRED ³	Quantity: 2 Type: Sealed lead-acid, deep cycle Size: Group 24 (75 Ah)

Red



VICTORY[®] LX SPORT

This upscale and sophisticated mid-size power mobility scooter is ready for anything! The Victory[®] LX Sport has many exciting features, including a reclining high-back seat that offers sliding capabilities, enabling you to adjust your seat and your comfort level. The easy-to-use console features low and high-speed setting switch, a speed dial, a horn and directional signals button.

With rear-wheel drive and a 24-volt motor, this little beauty provides adequate power and up to 32 km range-per-charge! Its CTS front and rear suspension ensure superb handling over gravel, grass, and uneven surfaces.



Red

Blue



SPECIFICATIONS

WEIGHT CAPACITY	181 kg
MAXIMUM SPEED ¹	Up to 12,8 km/h
TURNING RADIUS	1556 mm
OVERALL LENGTH ²	1194 mm
OVERALL WIDTH ²	648 mm
FRONT TIRES	10" foam
REAR TIRES	10" foam
TOTAL WEIGHT WITHOUT BATTERIES	73 kg
BATTERIES REQUIRED ³	Quantity: 2 Type: Sealed lead-acid, deep cycle Size: 40 or 50 Ah

VICTORY[®] 10 DX

The sleek, sporty Victory[®] 10 DX Scooter delivers smooth performance and a full package of advanced standard features including rugged suspension, a high-visibility automatic front and rear lighting system, feather-touch disassembly, an LED curb light, and a wraparound delta tiller. All this makes the Victory[®] 10 DX a greater value than ever before.



SPECIFICATIONS

WEIGHT CAPACITY	159 kg
MAXIMUM SPEED ¹	Up to 10 km/h
TURNING RADIUS	3W: 1067 mm 4W: 1334 mm
OVERALL LENGTH ²	3W: 1187 mm 3W: 1194 mm
OVERALL WIDTH ²	562 mm
FRONT TIRES	10" solid
REAR TIRES	10" solid
TOTAL WEIGHT WITHOUT BATTERIES	3W: 66,9 kg 4W: 84,8 kg
BATTERIES REQUIRED ³	Quantity: 2 Type: Sealed lead-acid, deep cycle Size: U1 (31, 32 or 36 Ah)

Red

Blue





Embrace your potential! The Victory® 10 DX 2.0 is fully loaded with style and advanced features, including frosted LED headlights and an integrated storage space with cup holder. Drive at speeds up to 10 km/h and see what life has in store for you!



Red

Blue



SPECIFICATIONS

WEIGHT CAPACITY	181 kg
MAXIMUM SPEED ¹	Up to 10 km/h
TURNING RADIUS	1334 mm
OVERALL LENGTH ²	1200 mm
OVERALL WIDTH ²	563 mm
FRONT TIRES	10,6" solid
REAR TIRES	10,6" solid
TOTAL WEIGHT WITHOUT BATTERIES	77,25 kg
BATTERIES REQUIRED ³	Quantity: 2 Type: Sealed lead-acid, deep cycle Size: 40 or 50 Ah



The Zolar offers the manoeuvrability of a 3-wheel scooter along with high-performance features like full suspension and a hydraulic sealed brake system. The Zolar features sleek, aggressive style and a wealth of standard luxury touches including a wraparound delta tiller and LED lighting, making it the ultimate outdoor scooter.



Silver

SPECIFICATIONS

WEIGHT CAPACITY	181 kg
MAXIMUM SPEED ¹	Up to 15 km/h
TURNING RADIUS	1273 mm
OVERALL LENGTH ²	1397 mm
OVERALL WIDTH ²	692 mm
FRONT TIRES	13" pneumatic
REAR TIRES	13" pneumatic
TOTAL WEIGHT WITHOUT BATTERIES	105 kg
BATTERIES REQUIRED ³	Quantity: 2 Type: Sealed lead-acid, deep cycle Size: Group 27 (92 Ah) or Group 24 (70 Ah)



VICTORY XL 130

The Victory® XL 130 features a powerful drivetrain and large 13" wheels to handle rugged outdoor terrain. Luxury touches like a wraparound delta tiller, low-profile nonmarking tires and an LED light blend seamlessly give the Victory® XL 130 a sleek, sporty style.



Candy Apple Red

Onyx Black

Mercury Silver

Viper Blue



SPECIFICATIONS

WEIGHT CAPACITY	159 kg
MAXIMUM SPEED ¹	Up to 16 km/h
TURNING RADIUS	1695 mm
OVERALL LENGTH ²	1353 mm
OVERALL WIDTH ²	641 mm
FRONT TIRES	13" pneumatic
REAR TIRES	13" pneumatic
TOTAL WEIGHT WITHOUT BATTERIES	78,5 kg
BATTERIES REQUIRED ³	Quantity: 2 Type: Sealed lead-acid, deep cycle Size: Group 24 (75 Ah)



VICTORY XL 140

Bristling with high-performance features like full suspension, low-profile tires and a hydraulic sealed brake system, the Victory® XL 140 is a blend of power and precision. The Victory® XL 140 features sleek style and a wealth of standard luxury touches like a wraparound delta tiller, new double A-arm suspension, new terrain gripping pneumatic tires and LED lighting, making it the ultimate outdoor scooter.

SPECIFICATIONS

WEIGHT CAPACITY	181 kg
MAXIMUM SPEED ¹	Up to 15 km/h
TURNING RADIUS	1803 mm
OVERALL LENGTH ²	1422 mm
OVERALL WIDTH ²	692 mm
FRONT TIRES	13" pneumatic
REAR TIRES	13" pneumatic
TOTAL WEIGHT WITHOUT BATTERIES	123 kg
BATTERIES REQUIRED ³	Quantity: 2 Type: Sealed lead-acid, deep cycle Size: Group 24 (75 Ah) or Group 27 (92 Ah)



Candy Apple Red

Viper Blue

Onyx Black

Mercury Silver

NON-MEDICAL



The mobility scooter Victory® XL 140s is one of our largest model of mobility scooters. With a speed of up to 20 km/h and a range per charge of up to 60 km, the Victory® XL 140S is extremely suitable for the demanding user. The model is equipped with adjustable steering column and seat, resulting in great seating comfort and drive control. Its versatility makes this scooter very suitable for the experienced scooter driver!



Candy Apple Red

Onyx Black

Mercury Silver

Viper Blue



SPECIFICATIONS

WEIGHT CAPACITY	181 kg
MAXIMUM SPEED ¹	Up to 20 km/h
TURNING RADIUS	1803 mm
OVERALL LENGTH ²	1422 mm
OVERALL WIDTH ²	692 mm
FRONT TIRES	13" pneumatic
REAR TIRES	13" pneumatic
TOTAL WEIGHT WITHOUT BATTERIES	123 kg
BATTERIES REQUIRED ³	Quantity: 2 Type: Sealed lead-acid, deep cycle Size: Group 24 (75 Ah) or Group 27 (92 Ah)

NON-MEDICAL



Rugged and built to last; the Ranger is everything you want in an outdoor scooter! Equipped with front and rear suspension, this aggressive scooter is designed for cruising on walking trails or driving around your property. Enjoy total visibility with a complete LED lighting package. With a user-friendly console and dual hydraulic brakes for added safety, the Ranger is the perfect way to embrace life in the great outdoors!



SPECIFICATIONS

WEIGHT CAPACITY	159 kg
MAXIMUM SPEED ¹	Up to 18,5 km/h
TURNING RADIUS	2407 mm
OVERALL LENGTH ²	1556 mm
OVERALL WIDTH ²	829 mm
FRONT TIRES	14,5" pneumatic
REAR TIRES	14,5" pneumatic
TOTAL WEIGHT WITHOUT BATTERIES	124,3 kg
BATTERIES REQUIRED ³	Quantity: 2 Type: Sealed lead-acid, deep cycle Size: Group 24 (75 Ah) or Group 27 (100 Ah)

Stone Grey

Desert Sand



POWER CHAIR
RANGE 2021





At the touch of a switch, the Jazzy Air® 2.0 elevates 300 mm in just 11 seconds. With a sleek, modern look, this power chair safely drives at speeds up to 6,4 km/h while elevated, allowing users to enjoy face-to-face social engagement. With our Mid-Wheel 6® Drive and Active-Trac suspension, the Jazzy Air® 2.0 offers enhanced performance and stability both indoors and out.



The Go-Chair® is #1 for portability! With convenient feather-touch disassembly, the Go Chair allows you to experience lightweight travel and independence on the go. Enjoy dual swing-away storage bins and a compact turning radius for outstanding maneuverability. Available in an array of contemporary colors, it's time to get out there with the Go Chair®!

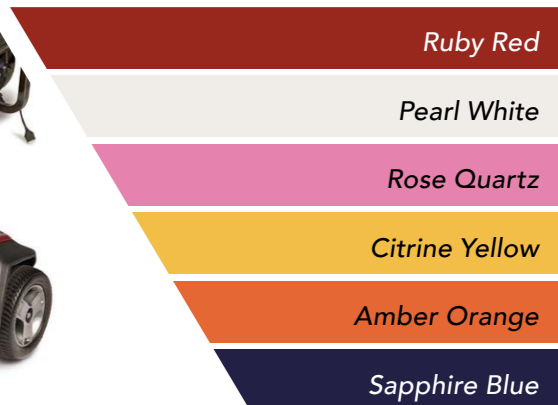


SPECIFICATIONS

WEIGHT CAPACITY	136 kg
MAXIMUM SPEED ¹	Up to 6,4 km/h (elevated and non-elevated position)
TURNING RADIUS	528 mm
OVERALL LENGTH ²	1067 mm
OVERALL WIDTH ²	590 mm
FRONT TIRES	10" flat free
REAR TIRES	6" flat free
TOTAL WEIGHT WITHOUT BATTERIES	91,5 kg
BATTERIES REQUIRED ³	Quantity: 2 Type: Sealed lead-acid, deep cycle Size: U1 (31, 32 or 36 Ah)

SPECIFICATIONS

WEIGHT CAPACITY	136 kg
MAXIMUM SPEED ¹	Up to 6 km/h
TURNING RADIUS	648 mm with foot platform
OVERALL LENGTH ²	842 mm with front rigging
OVERALL WIDTH ²	575 mm
FRONT TIRES	6" solid (caster)
REAR TIRES	9" solid (drive)
TOTAL WEIGHT WITHOUT BATTERIES	30,5 kg (front & rear base)
BATTERIES REQUIRED ³	Quantity: 2 Type: Sealed lead-acid, deep cycle Size: 18 Ah





The i-GO features an advanced folding technology, enabling it to be transported with ease. The i-Go features front suspension, a durable seating system, under seat storage and much more. Designed to fit inside any small space, the i-GO is the perfect choice for the active individual.



Silver



SPECIFICATIONS

WEIGHT CAPACITY	100 kg
MAXIMUM SPEED ¹	Up to 6 km/h
TURNING RADIUS	900 mm
OVERALL LENGTH ²	900 mm
OVERALL WIDTH ²	600 mm
FRONT TIRES	7" solid
REAR TIRES	8,5" solid
TOTAL WEIGHT WITHOUT BATTERIES	19,8 kg
BATTERIES REQUIRED ³	Quantity: 1 + 1 spare Type: Lithium



Experience the beauty of lightweight travel with the i-GO+. This compact power chair folds in just a few simple steps for effortless transport. The i-GO+ makes traveling a breeze with its convenient storage.



Silver



SPECIFICATIONS

WEIGHT CAPACITY	113 kg
MAXIMUM SPEED ¹	Up to 6 km/h
TURNING RADIUS	616 mm
OVERALL LENGTH ²	1016 mm
OVERALL WIDTH ²	597 mm
FRONT TIRES	8" solid
REAR TIRES	12" pneumatic
TOTAL WEIGHT WITHOUT BATTERIES	24 kg
BATTERIES REQUIRED ³	Quantity: 1 + 1 spare Type: Lithium



Experience the convenience of a remote controlled automatic folding power chair. This compact power chair folds in just a few seconds for effortless transport. With convenient storage, the i-Go Fold makes travelling a breeze.



- Silver
- Black



SPECIFICATIONS

WEIGHT CAPACITY	120 kg
MAXIMUM SPEED ¹	Up to 6,4 km/h
TURNING RADIUS	650 mm
OVERALL LENGTH ²	1100 mm
OVERALL WIDTH ²	620 mm
DRIVE WHEELS	250 x 60 mm solid
TOTAL WEIGHT WITHOUT BATTERIES	27,8 kg
BATTERIES REQUIRED ³	Quantity: 1 + 1 spare Type: Lithium



Sleek, practical and ultra-lightweight. The all new i-Go Lite weighs only 19,8 kg making it our lightest power chair yet! With a built-in USB charger, you'll be able to travel and stay connected with the world around you. It's flight-safe batteries mean the sky is your limit - simply unfold and go, for an adventure of a lifetime.



- Black



SPECIFICATIONS

WEIGHT CAPACITY	135 kg
MAXIMUM SPEED ¹	Up to 6 km/h
TURNING RADIUS	900 mm
OVERALL LENGTH ²	960 mm
OVERALL WIDTH ²	610 mm
FRONT TIRES	7" solid
REAR TIRES	8,5" pneumatic
TOTAL WEIGHT WITHOUT BATTERIES	18 kg
BATTERIES REQUIRED ³	Quantity: 1 Type: Lithium





COMPACT SEAT Part nrs: SETASMB5827 + Part nr: SET1707651 SET1705311	COMPACT SEAT Part nr: SET1707651	COMPACT SEAT Part nr: SET1800111	COMFORT SEAT Part nr: SET145500	COMFORT SEAT Part nr: SET147133	COMFORT SEAT Part nr: SET1803304	COMFORT SEAT Part nr: SET165470
--	--	--	---	---	--	---

Folded, black vinyl	Molded plastic, black vinyl	Molded plastic, black vinyl	Viscount junior	Depth-Adjustable, Comfort Seat, Limited Recline, High Back with Solid Seat Pan	High Back, Pillow top and Lumbar support	High Back, with Solid Seat Pan. Pillow top overlay and headrest
---------------------	-----------------------------	-----------------------------	-----------------	--	--	---

Size options: Width: 432 mm Depth: 432 mm	Size options: Width: 508 mm Depth: 457 mm	Size options: Width: 462 mm Depth: 410 mm	Size options: Width: 445 mm Depth: 432 mm	Size options: 406 x 406 - 457 mm 457 x 457 - 508 mm	Size options: Width: 495 mm Depth: 406 mm	Size options: Width: 495 mm Depth: 406 mm
---	---	---	---	---	---	---

Includes under seat storage				Includes lap belt		Includes lap belt
-----------------------------	--	--	--	-------------------	--	-------------------

Standard on: • Go-Go Elite Traveller • Go-Go Ultra X • Go-Go Elite Traveller Plus • Go-Go LX • Go-Go Elite Traveller Sport • Zero Turn 8	Standard on: • Revo 2.0	Standard on: • Zero Turn 10	Standard on: • Victory 10 DX • Victory 10 DX 2.0 • Victory LX Sport	Standard on: • Victory XL 130 • Victory XL 140	Standard on: • Zolar • Victory Luna	Standard on: • Ranger
--	----------------------------	--------------------------------	--	--	---	--------------------------




Cane Holder



Cup Holder



Under Seat Storage



Walker Holder



Rearview Mirror



Rear Basket



Oxygen Bottle Holder



Under Seat Storage



XLR USB charger



Weather Cover



Seat Belt



Safety Flag

*Not all accessories are available for all products. Please speak with your Dealer for details and availability.



If you're searching for a power lift recliner that is the ultimate in style and performance, look no further than Pride Power Lift Recliners. Our power lift recliners are designed to be a functional and fashionable part of your home décor. Contact us for more information!



VivaLIFT!TM
POWER RECLINERS
By Pride® Mobility Products Corp.

POWER RECLINERS



MODEL NAME	Go Go® Ultra X		Go Go Elite Traveller®		Go Go Elite Traveller® Plus		Go Go® LX		Go Go Elite Traveller® Sport		Revo 2.0		Zero Turn 8	Quest	Apex Alumalite	
	3 wheels	4 wheels	3 wheels	4 wheels	3 wheels	4 wheels	3 wheels	4 wheels	4 wheels	3 wheels	4 wheels	4 wheels	4 wheels	4 wheels	4 wheels	
WEIGHT CAPACITY	118 kg		136 kg		147 kg		136 kg		147 kg		181 kg		147 kg	115 kg	120 kg	
MAXIMUM SPEED ¹	6,4 km/h		6,4 km/h		6,4 km/h		7 km/h		6,4 km/h		8,4 km/h		6,4 km/h	6,4 km/h	6,5 km/h	
GROUND CLEARANCE	32 mm		35 mm		38 mm		36 mm		38 mm		32 mm		33 mm	60 mm	32 mm	
TURNING RADIUS	838 mm	1120 mm	838 mm	1120 mm	876 mm	1162 mm	851 mm	1162 mm	1283 mm		1016 mm	1323 mm	948 mm	820 mm	1385 mm	
OVERALL LENGTH/WIDTH	940 x 495 mm	1003 x 495 mm	940 x 495 mm	1003 x 495 mm	1016 x 540 mm	1023 x 540 mm	1010 x 521 mm	1219 x 521 mm	1092 x 540 mm		1167 x 525 mm	1194 x 525 mm	1162 x 525 mm		930 x 485 mm	1022 x 490 mm
SEAT-TO-DECK HEIGHT	400 - 438 mm		413 - 451 mm	400 - 438 mm	406 - 457 mm		413 - 451 mm		432 - 457 mm		419 - 458 mm		432 - 473 mm	320 mm	419 - 457 mm	
FRONT TIRES	7" solid	8" solid	8" solid	7" solid	8" solid		8" solid	7" solid	8" solid		8" solid or pneumatic	9" solid or pneumatic	7" solid	7" solid	8" solid	
REAR TIRES	8" solid		8" solid		9" solid		8" solid	8" solid	9" solid		9" solid or pneumatic	9" solid or pneumatic	9" solid	8" solid	8" solid	
SUSPENSION	None		None		None		Comfort-Trac Suspension (CTS)		Seat Post		Comfort-Trac Suspension (CTS)		Comfort-Trac Suspension (CTS)	Indego	Limited	
RANGE PER CHARGE ^{1,4}	Up to 18,4 km	Up to 17,5 km	Up to 16,7 km	Up to 19,3 km	Up to 20,3 km		Up to 15,3 km	Up to 17 km	Up to 19 km		Up to 28 km	Up to 29 km	Up to 21 km	Up to 20 km	Up to 18,5 km	
HEAVIEST PIECE	13,4 kg	15 kg	13,5 kg	15,5 kg	14,8 kg	16 kg	15 kg	17,8 kg	20 kg		26 kg		N/A	N/A	11,2 kg	
STANDARD SEATING	SETASMB5827		SETASMB5827		SETASMB5827		SETASMB5827		SETASMB5827		SET1707651		SET1705311	Standard	Standard	
BATTERIES ⁵	Quantity: 2 Type: Sealed lead-acid, deep cycle Size: 12, 18 or 22 Ah		Quantity: 2 Type: Sealed lead-acid, deep cycle Size: 12, 18 or 22 Ah		Quantity: 2 Type: Sealed lead-acid, deep cycle Size: 18 or 22 Ah		Quantity: 2 Type: Sealed lead-acid, deep cycle Size: 12, 18 or 22 Ah		Quantity: 2 Type: Sealed lead-acid, deep cycle Size: 18 or 22 Ah		Quantity: 2 Type: Sealed lead-acid, deep cycle Size: U1 (31, 32 or 36 Ah)		Quantity: 2 Type: Sealed lead-acid, deep cycle Size: 18 or 22 Ah	Quantity: 1 + 1 spare Type: Lithium battery	Quantity: 1 Type: Lithium battery	
BATTERY WEIGHT (EACH)⁶	5,25 kg		5,25 kg		5,25 kg		5,25 kg		5,25 kg		10 kg		5,25 kg	1,4 kg	3,5 kg	
BATTERY CHARGER	2 Amp off-board		2 Amp off-board		2 Amp off-board		2 Amp off-board		2 Amp off-board		3.5 Amp off-board		2 Amp off-board	Dedicated charger	Dedicated charger	

MODEL NAME	Zero Turn 10	Luna Victory	Victory® LX Sport	Victory® 10 DX	Victory® 10 DX 2.0	Zolar	Victory® XL 130	Victory® XL140	Victory® XL140S	Ranger
	4 wheels	3 wheels	4 wheels	4 wheels	4 wheels	3 wheels	4 wheels	4 wheels	4 wheels	4 wheels
WEIGHT CAPACITY	181 kg	159 kg	181 kg	159 kg	181 kg	181 kg	159 kg	181 kg	181 kg	159 kg
MAXIMUM SPEED ¹	10 km/h	15 km/h	12,8 km/h	9 km/h	10 km/h	15 km/h	16 km/h	15 km/h	20 km/h	18,5 km/h
GROUND CLEARANCE	51 mm	95 mm	56 mm	83 mm	64 mm	70 mm	90 mm	64 mm	64 mm	140 mm
TURNING RADIUS	1092 mm	1257 mm	1559 mm	1334 mm	1334 mm	1273 mm	1695 mm	1803 mm	1803 mm	2407 mm
OVERALL LENGTH/WIDTH	1219 x 613 mm	1403 x 686 mm	1194 x 648 mm	1194 x 562 mm	1200 x 563 mm	1397 x 692 mm	1353 x 641 mm	1422 x 692 mm	1422 x 692 mm	1556 x 829 mm
SEAT-TO-DECK HEIGHT	451 - 489 mm	406 - 445 mm	457 mm	445 - 483 mm	475 mm	622 - 648 mm	419 - 460 mm	457 - 495 mm	457 - 495 mm	521 - 559 mm
FRONT TIRES	9" solid	13" pneumatic	10" foam	10" solid or pneumatic	10,6" solid or pneumatic	13" pneumatic	13" pneumatic	13" pneumatic	13" pneumatic	14,5" pneumatic
REAR TIRES	10,75" solid	13" pneumatic	10" foam	10" solid or pneumatic	10,6" solid or pneumatic	13" pneumatic	13" pneumatic	13" pneumatic	13" pneumatic	14,5" pneumatic
SUSPENSION	Comfort Trac Suspension (CTS)	Front and rear	Comfort Trac Suspension (CTS)	Front and rear	Front and rear	Front and rear	Front and rear	Front and rear	Front and rear	Front and rear
RANGE PER CHARGE ^{1,4}	Up to 42,5 km	Up to 44 km	Up to 31 km	Up to 25 km	Up to 25 km	Up to 37 km	Up to 38 km	Up to 48 km	Up to 48 km	Up to
HEAVIEST PIECE	34 kg	N/A	N/A	29,5 kg	30,3 kg	N/A	N/A	N/A	N/A	99 kg
STANDARD SEATING	SET1800111	SET1803304	SET145500	SET145500	SET145500	SET1803304	SET147133	SET147133	SET147133	SET165470
BATTERIES ⁵	Quantity: 2 Type: Sealed lead-acid, deep cycle Size: 40 or 50 Ah	Quantity: 2 Type: Sealed lead-acid, deep cycle Size: Group 24 (75 Ah)	Quantity: 2 Type: Sealed lead-acid, deep cycle Size: 40 or 50 Ah	Quantity: 2 Type: Sealed lead-acid, deep cycle Size: U1 (31, 32 or 36 Ah)	Quantity: 2 Type: Sealed lead-acid, deep cycle Size: 40 or 50 Ah	Quantity: 2 Type: Sealed lead-acid, deep cycle Size: Group 27 (92 Ah) or Group 24 (70 Ah)	Quantity: 2 Type: Sealed lead-acid, deep cycle Size: Group 24 (75 Ah)	Quantity: 2 Type: Sealed lead-acid, deep cycle Size: Group 24 (75 Ah) or Group 27 (92 Ah)	Quantity: 2 Type: Sealed lead-acid, deep cycle Size: Group 24 (75 Ah) or Group 27 (92 Ah)	Quantity: 2 Type: Sealed lead-acid, deep cycle Size: Group 24 (75 Ah) or Group 27 (100 Ah)
BATTERY WEIGHT (EACH) ⁶	15 kg	23 kg	15 kg	10 kg	15 kg	Group 27: 31 kg Group 24: 23 kg	23 kg	Group 24: 23 kg Group 27: 31 kg	Group 24: 23 kg Group 27: 31 kg	Group 24: 23 kg Group 27: 31 kg
BATTERY CHARGER	5 Amp off-board	8 Amp off-board	5 Amp off-board	3.5 Amp off-board	5 Amp off-board	8 Amp off-board	8 Amp off-board	8 Amp off-board	8 Amp off-board	8 Amp off-board

MODEL NAME	Jazzy Air 2.0	Go Chair	i-Go	i-Go Plus	i-Go Fold	i-Go Lite
WEIGHT CAPACITY	136 kg	136 kg	100 kg	113 kg	147 kg	135 kg
MAXIMUM SPEED ¹	6,4 km/h	6 km/h	4,5 km/h	5,8 km/h	8,5 km/h	6 km/h
TURNING RADIUS	528 mm	648 mm	900 mm	616 mm	650 mm	900 mm
OVERALL LENGTH/ WIDTH	1067 x 590 mm	725 x 575 mm	900 x 600 mm	1016 x 597 mm	1100 x 620 mm	940 x 610 mm
WHEELS	10" solid	Drive: 9" solid Caster: 6" solid Anti-tip: 3" solid	Front: 178 mm solid Rear: 216 mm solid	Drive: 12" pneumatic Caster: 8" solid Anti-tip: 1,75"	Front: 250 mm Rear: 195 mm	Front: 7" solid Rear: 8,5" solid
SUSPENSION	Active-Trac® with Mid-Wheel 6 Technology	Limited	None	Limited	None	Limited
RANGE PER CHARGE ^{1,4}	Up to 27 km	Up to 20 km	Up to 10 km	Up to 18 km	Up to 20 km	Up to 15 km
COMPONENT WEIGHTS	Base: 91,5 kg	Front: 14 kg Rear: 16,5 kg Seat: 14 kg	Base: 19,8 kg	Base: 24 kg	Base: 27,8 kg	Base: 18 kg
BATTERIES ⁵	Quantity: 2 Type: Sealed lead-acid, deep cycle Size: U1 (31, 32, 36 or 40 Ah)	Quantity: 2 Type: Sealed lead-acid, deep cycle Size: 18 or 22 Ah	Quantity: 1 + 1 spare Type: Lithium battery	Quantity: 1 + 1 spare Type: Lithium battery	Quantity: 1 + 1 spare Type: Lithium battery	Quantity: 1 Type: Lithium battery
BATTERY WEIGHT (EACH) ⁶	10 kg	5,25 kg	1,4 kg	1,4 kg	1,4 kg	1,8 kg
BATTERY CHARGER	3,5 Amp off-board	2 Amp off-board	Dedicated charger	Dedicated charger	Dedicated charger	Dedicated charger
FOLDED SIZE	N/A	N/A	580 x 310 x 755 mm	787 x 432 x 597 mm	630 x 355 x 770 mm	720 x 310 x 610 mm



SUPPORT

Do you have a question? Please do not hesitate to contact us! You can call us via +31 (0) 85 040 8630 or send us an email.

Order - order@prideeurope.nl

For anything order related, for instance status updates, lead times, returns or warranties; contact our colleagues at the Order department.

Finance - finance@prideeurope.nl

Our colleagues at the Finance department are there to answer all questions regarding financial enquiries.

Technical - info@prideeurope.nl

Contact our Technical support team for any technical enquiries. They can also answer questions regarding parts or part numbers.

Other - info@prideeurope.nl

Contact our Support team if you have a different question, they are happy to offer any assistance you might need.

QUANTUM REHAB

A brand by Pride Mobility is Quantum Rehab, born out of the desire to delight customers with the most advanced, consumer-inspired complex rehab power wheelchairs and related technologies possible. Clinically-focused and consumer-inspired, Quantum Rehab products are engineered and manufactured to meet the widest range of complex rehab needs with functional, durable, stylized, high-performance designs to increase daily functionality and quality of life. At Quantum, consumer needs and wishes are the driving force. They're dedicated to not just meeting medical and clinical needs, but also quality-of-life needs. From the most advanced power seating for pressure management to USB ports, Bluetooth® and fender lights, no consumer need is overlooked. More info: quantumrehab.eu

PRIDE®

MOBILITY

LIVE YOUR BEST®

+31 (0) 85 040 86 30 | info@prideeurope.nl | pridemobility.eu

1. Varies with user weight, terrain type, battery amp-hour (AH), battery charge, battery condition and tire condition. These specifications can be subject to a variance of (+/- 10%).
2. Due to manufacturing tolerances and continual product improvement, this specification can be subject to a variance of + or - 3%
3. AGM or gel cell type required.
4. Tested in accordance with ANSI/RESNA, WC Vol 2, Section 4 & ISO 7176-4 standards. Results derived from theoretical calculation based on battery specifications and drive system performance. Test conducted at maximum weight capacity.
5. AGM, Gel-Cell, or Hybrid Gel (Hybrid Gel is defined as Nano Silica Gel Electrolyte with High Quality Glass Mat Separators) type required.
6. Battery weight may vary based on manufacturer.

NOTE: All specifications subject to change without notice. The information contained herein is correct at the time of publication; we reserve the right to alter specifications without prior notice. Speed and range vary with user weight, terrain type, battery charge, battery condition and tire pressure. Due to manufacturing tolerances and continual product improvement, length, width, turning radius and ground clearance can be subject to variance of + or - 3%. Dimensions listed are for scooter only. Overall measurements will vary based on seating and accessory selections.

